





**User manual Escape-Mattress®
Junior**

1	<p>Remove the Escape-Mattress® Junior from the storage bag and place it on the ground.</p>	
2	<p>Place the adaptable head rests on the Velcro straps at the head end.</p> <p>Attention: do not use the Escape-Mattress® without the headrest.</p>	
3	<p>Click open the buckles of the belts and open the de body flaps on both sides.</p> <p>Attention: the Escape-Mattress® Junior is adequate for evacuating 2 toddlers (up to 3 years) each time. This can be done by only a single operator.</p>	
4	<p>Place the evacue(e)s on the Escape-Mattress® Junior. Place the head on the head rest and fixate it with the straps.</p>	
5	<p>The safety belt on the inside of the body flap must be mounted over the chest but under the arms of the evacue(e)s This prevents sinking down into the mattress during vertical evacuation.</p>	
6	<p>Now close both body flaps as far as possible by using the zippers.</p>	

7	Evacuate the toddlers. This requires only 1 person at the foot end. Pull the evacuees in the direction of the staircase, feet first, using the long towing strap. If you raise the foot end slightly, the friction resistance decreases.	
10	In order to negotiate bends, it may be easier to use the shorter strap of the towing straps.	
14	Tow the evacuee to a safe location or the assembly point.	
15	Unfasten the body flaps and help the toddlers get off the Escape-Mattress® Junior	
16	Inspect the Escape-Mattress® Vacuum for damage and/or wear.	
17	If necessary the mattress can be cleaned with water and/or disinfectant soap.	
18	Place the Escape-Mattress® back into its designated place.	

Attention:

The Escape-Mattress® Junior may be used by trained persons only.
The Escape-Mattress® Junior is suitable for children up to 3 years.
The Escape-Mattress® Junior can be operated by a single operator.
Maximum carrying capacity of the Escape-Mattress® Junior is 150kg.
Do not use a damaged Escape-Mattress®.
Faults or changes are allowed to be repaired/done by the manufacturer only.
Save this manual.